

**2019 MICHIGAN SKILLSUSA CHAMPIONSHIPS  
TASK & MATERIALS LIST**

**SKILL OR LEADERSHIP AREA: AUTO SPECIALIST TECHNICIAN - BRAKES**

**SECTION I**

**CONTEST LOCATION:**

M-TEC Tassell Center  
622 Godfrey Ave SW  
Grand Rapids, MI, US  
(616) 234-3800  
<http://cms.grcc.edu/node/2006>

**RESUME:**


Each student must submit a one-page printed resume before the contest start at the contest site (present to contest coordinator, not judges). The resume is no longer submitted online. This is the only time that resumes can be turned in. Failure to do so will result in a 10 point penalty.



**GENERAL INFORMATION**

**TASKS TO BE PERFORMED:**

- Utilizing computer based service information
- Measuring brake system components
- Servicing drum brake assemblies
- Properly flaring and bending brake tubing
- Diagnosing and identifying ABS system components
- Proper set-up and operation of an Ammco brake lathe

**THERE ARE FOUR TEST STATIONS WITH A TIME LIMIT OF 17 MINUTES EACH**

<u>CONTEST</u>	<u>ORIENTATION</u>	<u>CONTEST</u>	<u>DEBRIEFING</u>
Master Contest	8:00 AM	8:20 AM – 1:00 PM	1:00 PM 
Specialists - All	12:15 PM	12:40 – 2:10 PM	2:10 PM

**Note:** Time is subject to change depending on number of contestants. Check schedule  at time of registration. **Briefings and contests will begin promptly at the scheduled times.**  Students arriving late will not be allowed to compete.

## **SECTION I**

### **GENERAL INFORMATION (CON'T)**

#### **STUDENTS MUST SUPPLY:**

- 1 page resume
- Safety glasses with side shields or goggles
- Appropriate dress consisting of one or two-piece work clothes
- 2(two) #2 pencils

STUDENT DRESS CODE: Due to the professional nature of this contest, contestants are required to wear apparel appropriate to the trade.

- Leather work shoes are required - **NO ATHLETIC SHOES ALLOWED.**
- Only shirts with a collar are acceptable, NO TEE SHIRTS, NO SCHOOL IDENTIFICATION - NO EXCEPTIONS. Shirts are to be tucked into trousers.
- Basic work-style jeans will be acceptable, however trousers are preferable.
- Any necklaces or bracelets must be removed and long hair is to be tied back.

It is the responsibility of the instructors to ensure their students are properly prepared and supervised for these events. **Students will not be allowed to compete if they do not have the proper shoes or if their attire presents a safety issue.** All contestants called into briefing room will be inspected by the Resolution Team\* prior to contest briefing. **ANY CONTESTANT NOT APPROPRIATELY DRESSED WILL RECEIVE A 50 POINT DEMERIT FROM THEIR FINAL SCORE.** [Click here for Clothing Assessment Rubric](#)

All contestants and instructors are expected to act with courtesy and respect to all contest staff and fellow contestants. **ANYTHING LESS MAY RESULT IN REMOVAL/EXCLUSION FROM CONTEST.**

**\*The Resolution Team will consist of one senior advisor (20 years or more) and one additional advisor who is a contest coordinator and/or is selected by the Automotive Service Technology Technical Committee.**

Cameras and / or video camera policy: NO VIDEO TAPING BY TEACHERS, ADVISORS, OR PARENTS WILL BE ALLOWED DURING THE CONTEST. Anyone wanting video of the contest should make arrangements ahead of time by contacting the Technical Committee. Photographs during the contest will also be restricted. Special arrangements will be made for photo opportunities following the contest.

## SECTION II

### CONTEST OVERVIEW FOR SPECIALIST TECHNICIAN - BRAKES

#### DESCRIPTION OF CONTEST:

This contest is designed to test the basic skill and knowledge of an entry-level technician by:

- Utilizing computer based service information
- Measuring brake system components
- Servicing drum brake assemblies
- Properly flaring and bending brake tubing
- Diagnosing and identifying ABS system components
- Proper set-up and operation of an Ammco brake lathe

#### TOOLS AND EQUIPMENT:

- Rotor and drum measuring tools
- Disc and drum service tools
- Ammco brake lathe, or equivalent
- Computer based service information
- Brake line flaring tools
- Reference material
- DVOM

#### EQUIPMENT SUPPLIED BY TECHNICAL COMMITTEE:

Contestants will not have to bring hand tools and equipment to the contest. They will have some options on the following equipment:

Brake Measuring and Flaring Tools - Rotor/Drum measuring tools will be provided in both English and Metric. ISO and Double Flaring tools will be provided or you may bring your own. **NO HYDRAULIC TYPE FLARING TOOLS ALLOWED.**

Ammco Brake Lathes (4000E) - Bench style units with drum and rotor capability will be provided

Micrometers - English and metric micrometers will be provided or you may bring your own. Calibration of all your equipment is your responsibility. **NO DIGITAL MICROMETERS PERMITTED.**

Digital Volt/Ohm Meter (DVOM) - Fluke Model #87/88 will be provided, however, due to the difficulties students exhibit when using DVOM's that they are unfamiliar with, the Technical Committee recommends that students bring their own. (It must have a minimum of 10 Meg Ohm input impedance)

**IMPORTANT: The Technical Committee has observed that many students seem to have difficulty using tools and equipment they are unfamiliar with. Therefore, students are permitted to bring their own equipment, provided it is clearly labeled with the students name and/or your school's identification. Equipment that cannot be hand carried through the contest must be dropped off well in advance of the contest briefing so it can be placed at the station for the student to use. Calibration of your equipment is your responsibility.**

# SCORECARD Automotive Service Technology - Brakes

		Contestant Number						
Items Evaluated	Possible Points							
Brake Lathe	250							
Brake Line	250							
R & R	250							
ABS	250							
Résumé Penalty	0 or -10 only							
Clothing Penalty	0 to -50							
<b>Total Possible Points</b>	<b>1000</b>							

**Date:** \_\_\_\_\_

**Judges' Signatures:**

_____	_____
_____	_____
_____	_____